

13m HARBOUR TUG / WORKBOAT

Hull No: AMS-003



PRINCIPAL DIMENSIONS

Length Overall (Extreme)	: 13.40 m
Length Overall (Hull)	: 13.00 m
Length B.P.	: 10.97 m
Breadth Moulded	: 5.40 m
Depth Moulded	: 2.47 m
Max. Draft	: 1.90 m

CAPACITIES

Oil Fuel	: 4700 liters
Fresh Water	: 137 liters
Crew	: 4 persons

PERFORMANCE

Bollard Pull	: 9.0 tons
Speed @ 100% MCR	: 9.0 knots

ENGINE MACHINERY

Main Engines	: 2 x Doosan L126TIH
	: 360 HP @ 2000 rpm
Gearboxes	: Dongii DMT 170HL
	: ratio 4.48:1
Propellers	: Fixed in Kort nozzle
	: dia. 1300 mm
Diesel Generator	: 1 x 50 kW, 1500 rpm

DECK MACHINERY

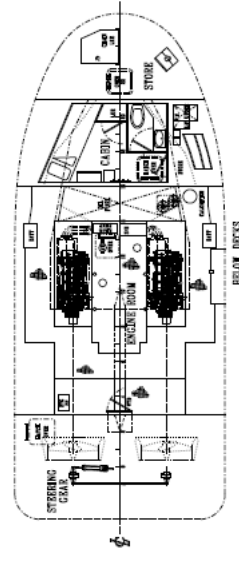
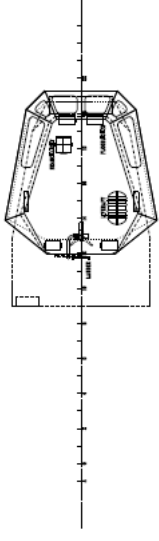
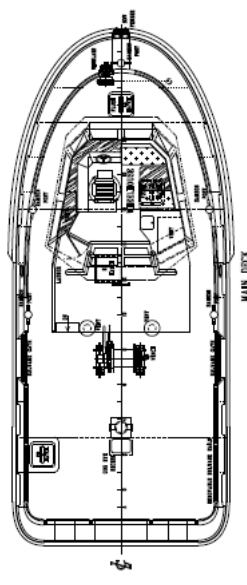
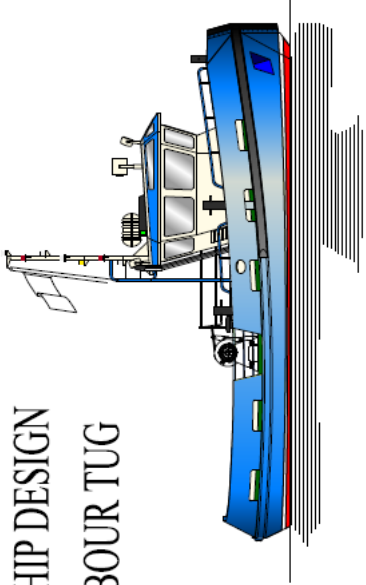
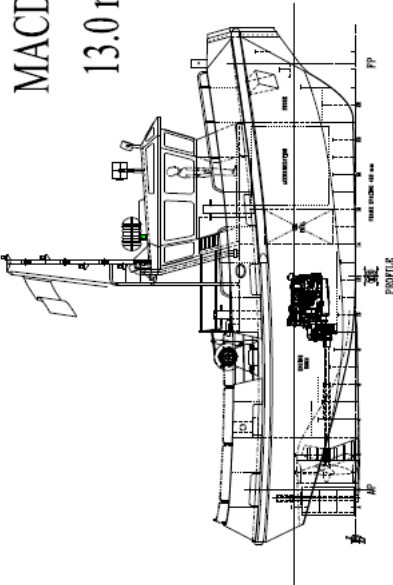
Deck Winch	: SWL 7.5 tons
Deck Crane	: SWL 900 kg @ 8 m
Towing Bitt	: SWL 10 tons

DESIGNER : Macduff Ship Design Ltd.

OWNER :

SHIP NAME :

MACDUFF SHIP DESIGN 13.0 m HARBOUR TUG



PRINCIPAL DIMENSIONS

LENGTH O.A. (Hull)	13.00 m
LENGTH B.P.	10.97 m
BREADTH MLD.	5.40 m
DEPTH MLD.	2.47 m

NO	DESCRIPTION	UNIT	QUANTITY
1	13.0 m HARBOUR TUG	NO	1
2	ENGINE ROOM	NO	1
3	STEERING GEAR	NO	1
4	STORK	NO	1
5	MAIN DECK	NO	1
6	FOREDECK	NO	1
7	BELOW DECK	NO	1

MACDUFF SHIP DESIGN
 13.0 m HARBOUR TUG
 13.00 m O.A. (Hull)
 10.97 m B.P.
 5.40 m BREADTH MLD.
 2.47 m DEPTH MLD.
 13.00 m O.A. (Hull)
 10.97 m B.P.
 5.40 m BREADTH MLD.
 2.47 m DEPTH MLD.