

13m HARBOUR TUG / WORKBOAT Hull No: AMS-003



PRINCIPAL DIMENSIONS

Length Overall (Extreme)	: 13.40 m
Length Overall (Hull)	: 13.00 m
Length B.P.	: 10.97 m
Breadth Moulded	: 5.40 m
Depth Moulded	: 2.47 m
Max. Draft	: 1.90 m

CAPACITIES

Oil Fuel	: 4700 liters
Fresh Water	: 137 liters
Crew	: 4 persons

PERFORMANCE

Bollard Pull	: 9.8 tons
Speed @ 100% MCR	: 11.0 knots

ENGINE MACHINERY

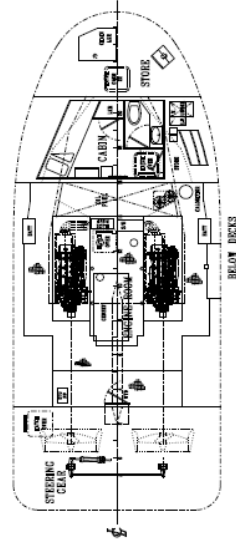
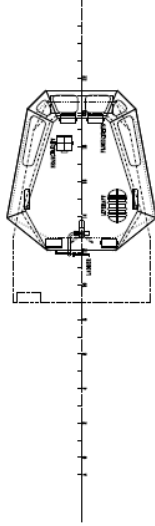
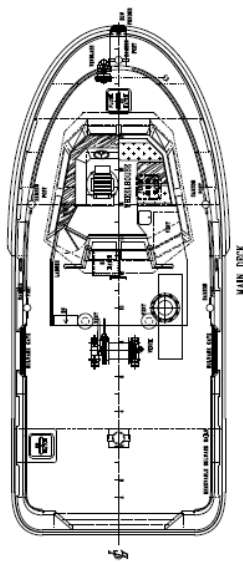
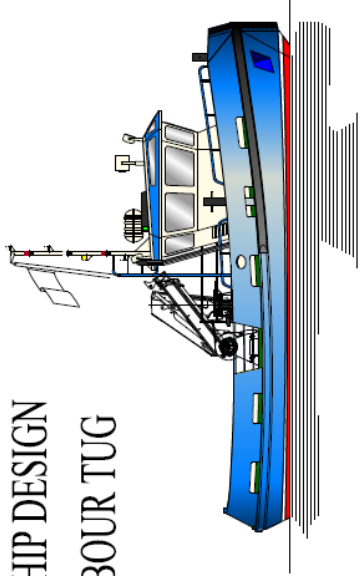
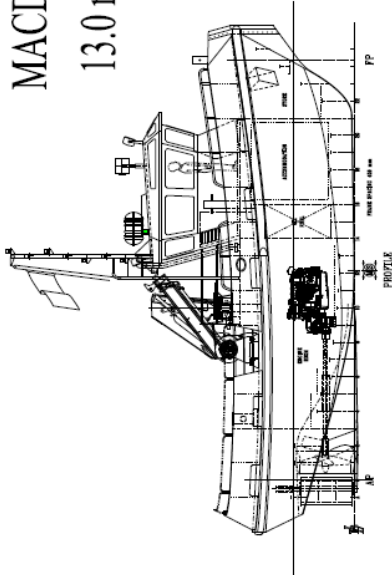
Main Engines	: 2 x Doosan L126TIH
	: 2 x 360 HP @ 2000 rpm
Gearboxes	: Dongii DMT 170HL
	: ratio 4.48:1
Propellers	: Fixed in Kort nozzle
	: dia. 1300 mm
Diesel Generator	: 1 x 50 kW, 1500 rpm

DECK MACHINERY

Deck Winch	: SWL 7.5 tons
Deck Crane	: SWL 900 kg @ 8 m
Towing Bitt	: SWL 10 tons

DESIGNER	: Macduff Ship Design Ltd.
OWNER	: Wind is Our Friend C.V.
SHIP NAME	: POLICE

MACDUFF SHIP DESIGN 13.0 m HARBOUR TUG



PRINCIPAL DIMENSIONS

LENGTH O.A. (Hull) 13.00 m
 LENGTH B.P. 10.97 m
 BREADTH MLD. 5.40 m
 DEPTH MLD. 2.47 m

GENERAL DATA		WEERBOOSE TOP		BELOW DECKS	
NO.	DESCRIPTION	NO.	DESCRIPTION	NO.	DESCRIPTION
1	LENGTH O.A.	1	LENGTH O.A.	1	LENGTH O.A.
2	LENGTH B.P.	2	LENGTH B.P.	2	LENGTH B.P.
3	BREADTH MLD.	3	BREADTH MLD.	3	BREADTH MLD.
4	DEPTH MLD.	4	DEPTH MLD.	4	DEPTH MLD.
5	DISPLACEMENT	5	DISPLACEMENT	5	DISPLACEMENT
6	WEIGHT	6	WEIGHT	6	WEIGHT
7	ENGINE	7	ENGINE	7	ENGINE
8	PROPULSION	8	PROPULSION	8	PROPULSION
9	STEERING	9	STEERING	9	STEERING
10	WIND	10	WIND	10	WIND
11	WIND	11	WIND	11	WIND
12	WIND	12	WIND	12	WIND
13	WIND	13	WIND	13	WIND
14	WIND	14	WIND	14	WIND
15	WIND	15	WIND	15	WIND
16	WIND	16	WIND	16	WIND
17	WIND	17	WIND	17	WIND
18	WIND	18	WIND	18	WIND
19	WIND	19	WIND	19	WIND
20	WIND	20	WIND	20	WIND

